

### Features

- RoHs and Reach compliant
- Solid-state reliability
- High integrity nickel diffusion barriers on elements
- High strength for rugged environments
- Porched style for enhanced leadwire strength
- Sealed & lapped for multi-module applications

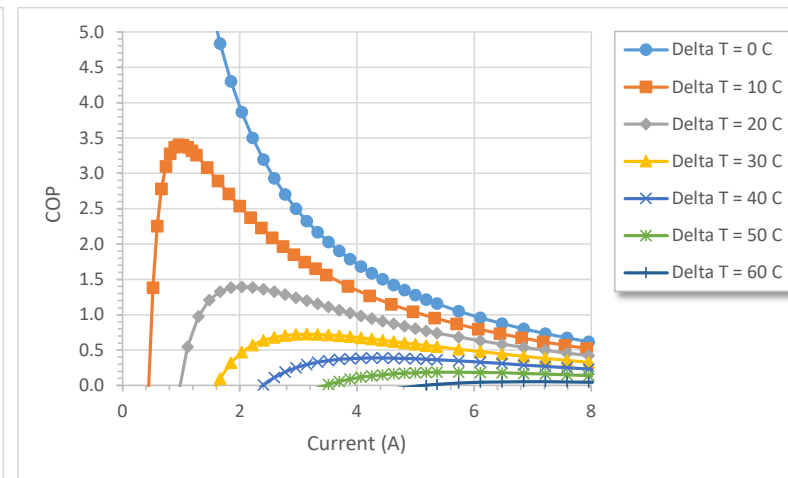
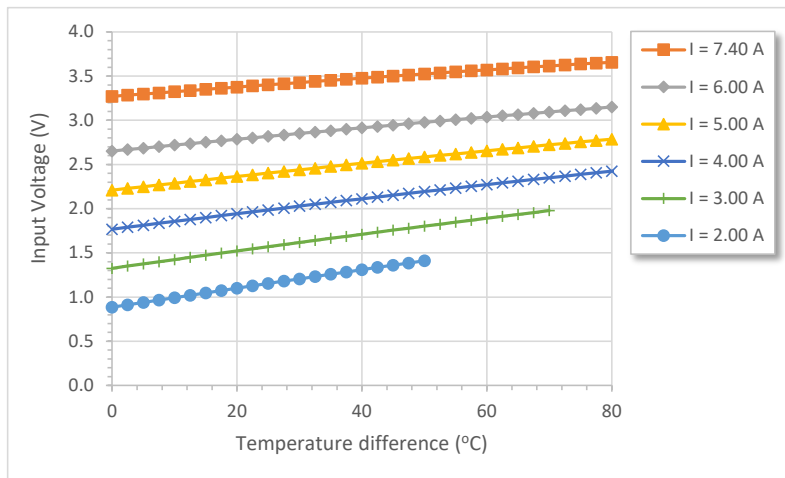
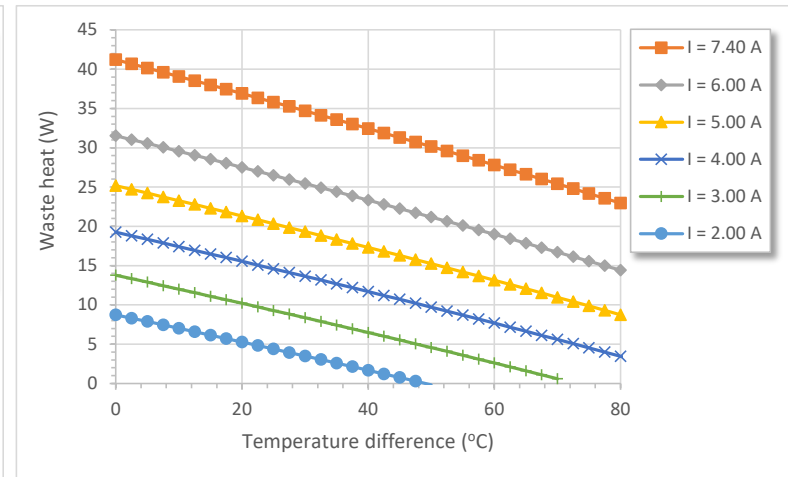
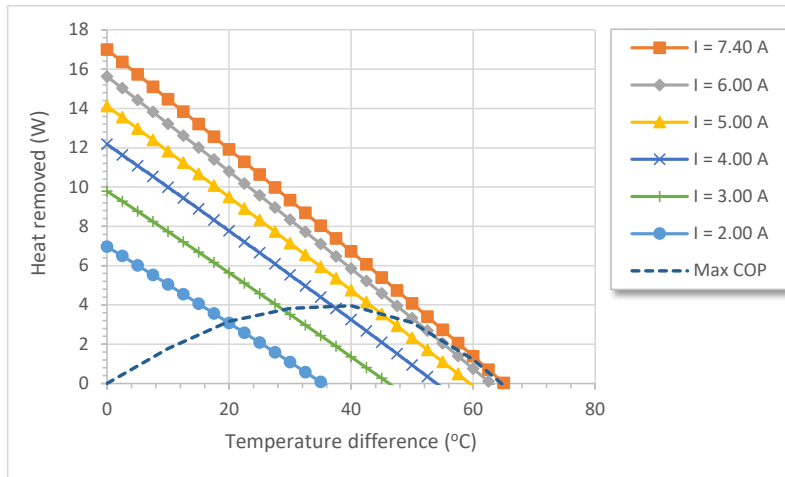
$I_{max}$	[A]	7.4
$V_{max}$	[Vdc]	3.6
$P_c \text{ max}$	[W]	17
ACR	[ $\Omega$ ]	0.4
$\Delta T_{max}$	[ $^{\circ}\text{C}$ ]	65
Max. hot side temp.	[ $^{\circ}\text{C}$ ]	180
A	[mm]	20
A1	[mm]	24.5
B	[mm]	20
H	[mm]	3.5
L	[mm]	100
Wire	AWG	20

- (At hot side temperature  $T_h = 27^{\circ}\text{C} / 300\text{K}$ , under dry  $\text{N}_2$ )
- $P_c \text{ max}$  = Cooling power at  $\Delta T = 0$  and  $I = I_{max}$
- $\Delta T_{max}$  = Temperature difference at  $I = I_{max}$  and  $P_c = 0$
- Max mounting pressure: 1.5MPa
- Wires: AF250 Teflon wire, 600V, -80 to +250degC



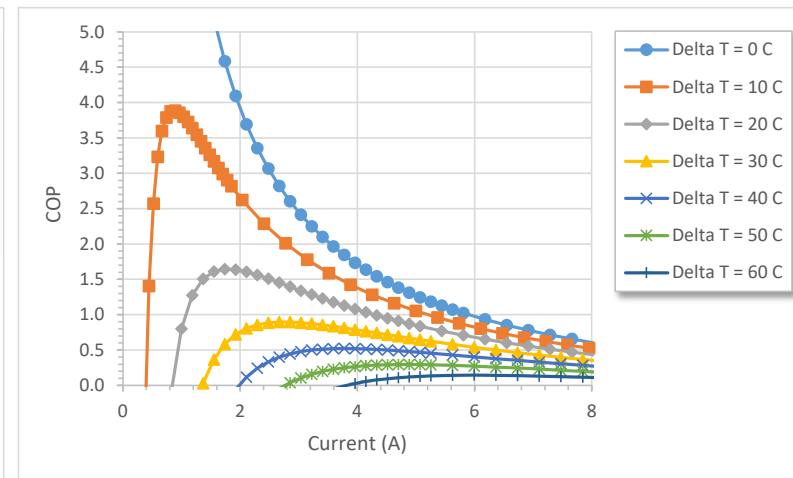
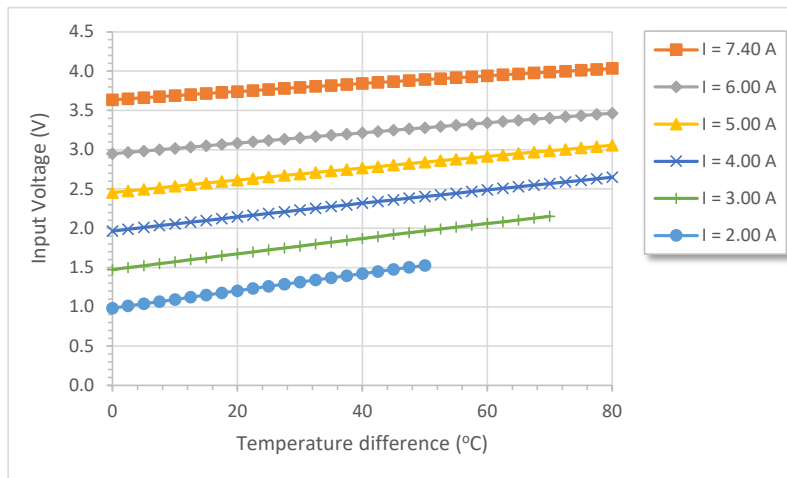
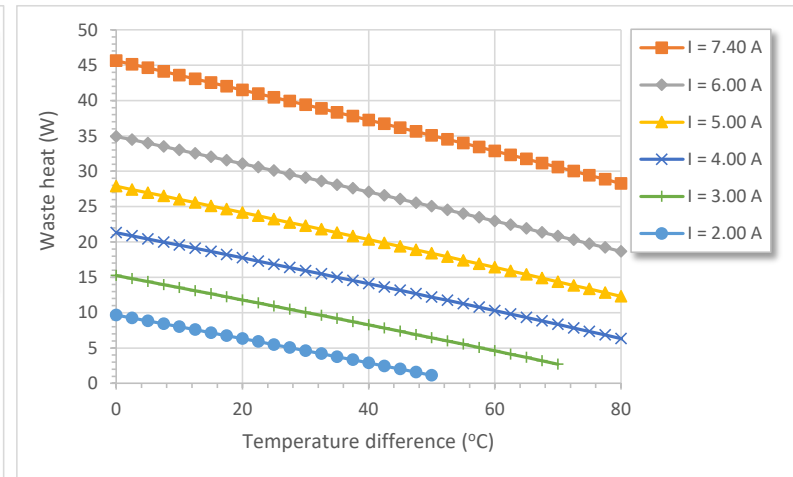
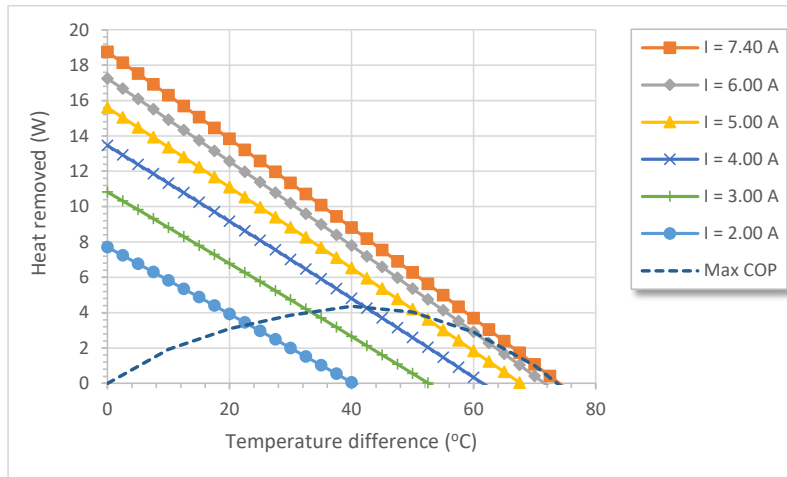
## Peltier Cooler Module - High Temperature Cycling

Data sheet - At hot side temperature 25°C



## Peltier Cooler Module - High Temperature Cycling

Data sheet - At hot side temperature 50°C



## Peltier Cooler Module - High Temperature Cycling

Data sheet - At hot side temperature 75°C

