

I_{max}	[A]	3.7
V_{max}	[Vdc]	3.6
$P_c \text{ max}$	[W]	9
ACR	[Ω]	0.8
ΔT_{max}	[$^{\circ}\text{C}$]	65
Max. hot side temp.	[$^{\circ}\text{C}$]	180
A	[mm]	16
A1	[mm]	20.5
B	[mm]	16
H	[mm]	3.6
L	[mm]	100
Wire	AWG	20

Features

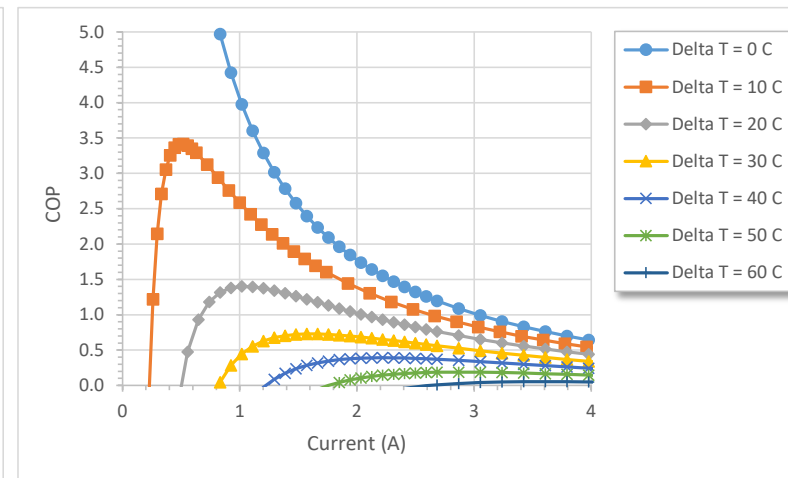
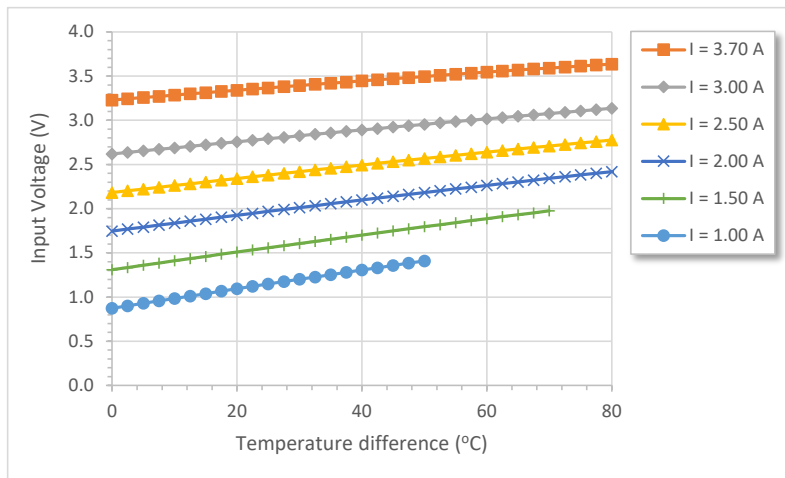
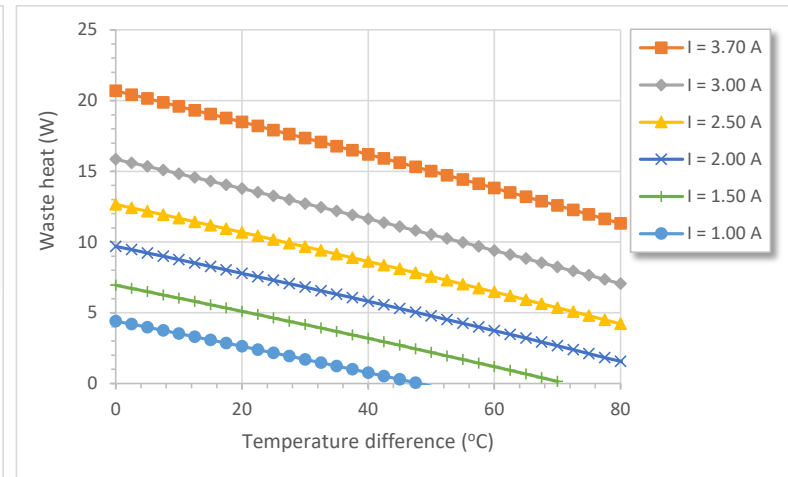
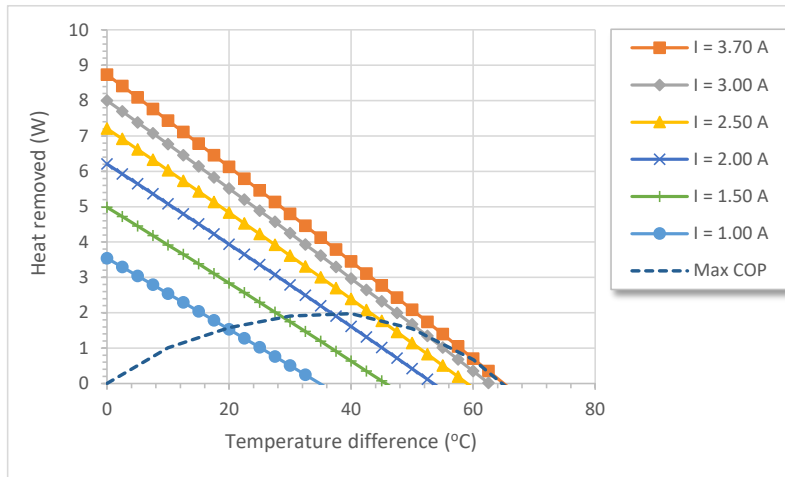
- RoHs and Reach compliant
- Solid-state reliability
- High integrity nickel diffusion barriers on elements
- High strength for rugged environments
- Porched style for enhanced leadwire strength
- Sealed & lapped for multi-module applications

- (At hot side temperature $T_h = 27^{\circ}\text{C} / 300\text{K}$, under dry N_2)
- $P_c \text{ max}$ = Cooling power at $\Delta T = 0$ and $I = I_{max}$
- ΔT_{max} = Temperature difference at $I = I_{max}$ and $P_c = 0$
- Max mounting pressure: 1.5MPa
- Wires: AF250 Teflon wire, 600V, -80 to +250degC



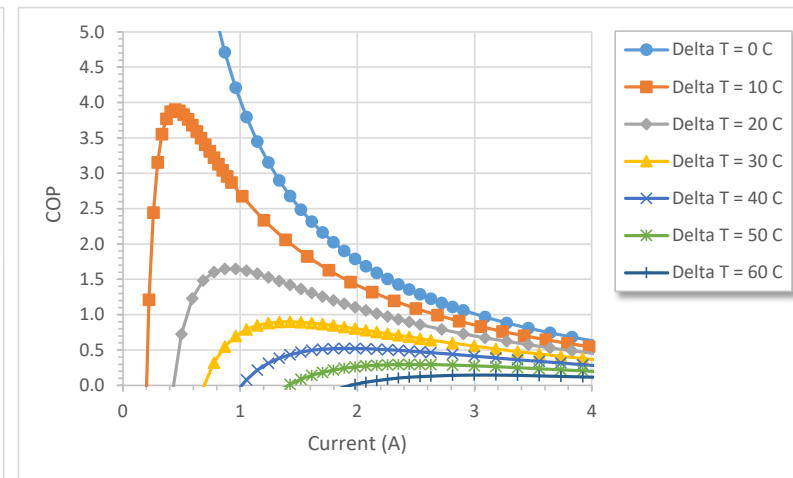
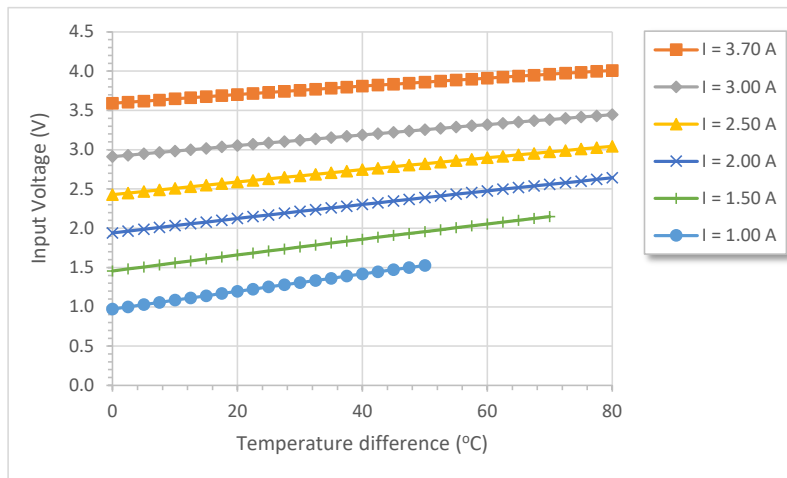
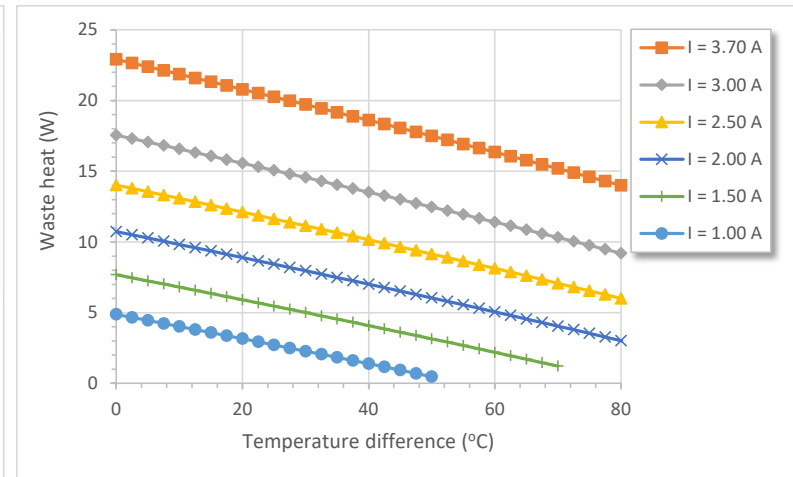
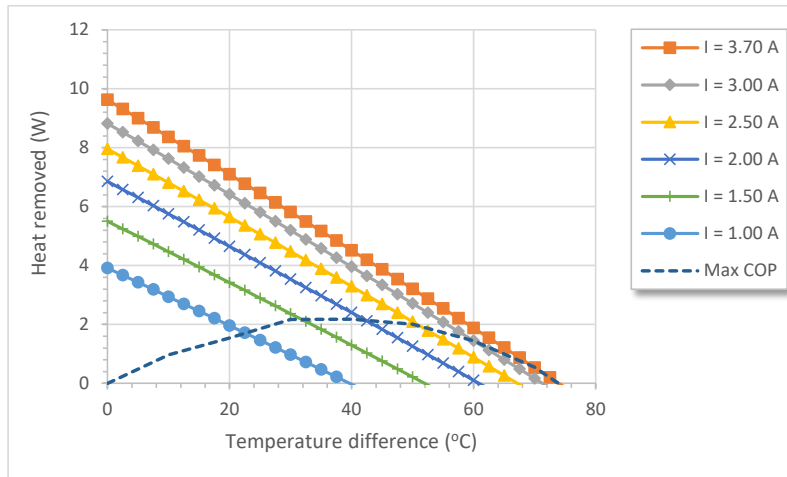
Peltier Cooler Module - High Temperature Cycling

Data sheet - At hot side temperature 25°C



Peltier Cooler Module - High Temperature Cycling

Data sheet - At hot side temperature 50°C



Peltier Cooler Module - High Temperature Cycling

Data sheet - At hot side temperature 75°C

